

Meet the Team:

Sally Dalati

Melieke

Kyrone

Class Teacher

LSA

LSA

St Aidan's Values

▶ community

▶ sustainability

▶ kindness

▶ resilience

▶ inclusiveness

▶ peace

Autumn 1:

Sustainability

StAR



Organisation

Please bring the following items to school every day:

- Bag
- Reading books and reading record
- Water bottle
- Coat/raincoat



Uniform

- Please ensure your child is wearing the correct uniform to school each day.
- Please also ensure that during the colder weather your child has a coat to keep them warm.
- We encourage learning outside in all weather; therefore your children need to be provided with appropriate clothing.

School Uniform:

Blue Jumpers / Sweatshirts with logo

Blue T-Shirts with logo



PE

On their selected PE days, children need to come to school with their PE kits. We encourage children to bring in their kits on a Monday and take it home on a Friday.

PE kit:

- White t-shirt
- Warmer sports top in colder months
- Tracksuit bottoms / shorts
- Trainers

For health and safety reasons, no jewellery should be worn with the exception of religious items. Children must remove all earrings and watches before PE and games lessons.

PE days:

Monday : Indoor/dance or gymnastics.

Thursday : Ball games



Attendance

As parents/carers it is your legal responsibility to ensure that your child attends school regularly and on time.

By attending school every day your child can:

- take part in lessons, access learning and reach their full potential
- be involved in all aspects of school life
- enjoy a structured routine
- make friends and develop social skills
- feel part of the school community
- learn to value and understand the importance of education
- be better prepared for secondary school

What happens if your child is not at school:

- Valuable learning time is lost
- Absence is monitored by the attendance officer and the Educational Welfare Officer
- Persistent absence is highlighted and parents are called in to school for a meeting to support attendance to improve
- If attendance does not improve a referral is made to the Educational Welfare officer which may result in a fine




Attendance Matters



Homework

- Children should read at home every day and this should be recorded in their reading records.
- We kindly ask parents to check and sign their child's reading record each week. This enables your child to know that we all value their education and encourage them to foster a love for reading.
- Children will also receive weekly spellings to practise at home.



Year 1 Curriculum Map

Long Term Plan

Year 23/24

	Term 1	Term 2	Term 3	Term 4	Term 5	Term 6
SEAL theme	New beginnings	Getting on and falling out	Going for goals	Good to be me	Relationships	Changes
English (texts/genres)	Aut 1 The Puffin Book of Fantastic First Poems Poem: Trees, Benjamin Zephaniah	Aut 2 One Day on our Blue Planet in the Savannah Poem: Down behind the dustbin. Michael Rosen	Spr 1 Traction Man is Here Poem: Life doesn't frighten me. Maya Angelou	Spr 2 Pattan's Pumpkin The Little Rose Tree By Rachel Field.	Sum 1 Claude in the City Little Things By Julia Fletcher Carney	Sum 2 Beegu When I Was One A.A. Milne
Reading-story book	Nell and the cave bear by Martin Brown					
Writing	Poetry in a range of forms	Information text Writing in character	Letter writing Retelling narrative	Diary writing Writing in role	Character description ALTERNATE Setting narrative	Instructions Re-account
French	greetings Classroom instructions	1-10 Age Colours Christmas	Animals and pets Family and mother's day	Farm animals Easter	Body parts colours	Food and French cafe
Mathematics	Numbers within 10 Addition and subtraction within 10	Shapes and Patterns Numbers within 20 Addition and Subtraction within 20	Time Exploring calculation strategies within 20 Numbers to 50	Adding and Subtracting within 50 Fractions Length and Weight	Numbers to 50 – 100 and beyond Adding and Subtracting within 100 Money	Multiplication and Division Capacity and Volume
History	Changes over time.	-	Changes within living memory - toys	-	Changes within a living memory. Homes	-
Geography	-	To observe the daily weather changes To know and recognise main weather symbols		countries in the UK and name the 3 main seas that surround To name and locate the four capital cities of England, Wales,		To use basic vocabulary to refer to key physical and human features To identify the key features of a location

Science	Animals, including humans - senses and basic knowledge of body parts	Animals and comparing animals to humans Herbivores and carnivores and omnivores	Everyday Materials – describing properties	Seasonal changes Plants and trees	Animals, including humans- Pets and gardens	Plants and trees
Design & Technology	Sensory boards cross over with science	Design a windmill	Taste ED (TBC)		Moving minibeasts	
Computing	Computing systems and networks	Creating Media. Digital printing	Programing A. Moving A robot	Data and information. Grouping data	Creating media. Digital writing	Programming B. Programming animations
PE Indoor	Indoor-Dance	Dance: perform own dances moves Copy a short dance	Gymnastics: curl body, tense, stretched and relaxed, control body whilst travelling and balancing	Games: bat and ball Throw underarm Skipping	Yoga_ fitness, focus, calmness Bat and ball games	Games: master basic running and jumping Sports day practice
PE outdoor	Fitness	Team building	Ball skills catch and throw	Fundamentals.	Invasion games	Target games
PSHE, Health & Well Being, Citizenship	Being me in my world	The characteristics of friendship and importance of respecting each other	How to recognise and talk about emotions including where and how to seek support	How to recognise and talk about emotions including where and how to seek support	Identify the parts of the body that make boys and girls different.	Identify the parts of the body that make boys and girls different.
Music	Different ways of using your voice and blending sounds together Hearing and performing songs	Different ways of using your voice and blending sounds together Hearing and performing songs	Develop using voices using Kodaly songs.	Continue to build a repertoire of longer classroom songs with relevant themes and topics	Read rhythm using simple graphic notation	Using unpitched percussion instruments to explore sounds and rhythm as well as using their bodies to conduct
RE	Christianity God/creation	Christianity Christmas	Christianity Jesus as a friend	Christianity Easter (Palm Sunday)	Judaism Shabbat	Judaism Rosh Hashanah Yom Kippur
Art	Colour Creations Art	African Art	Earth Art (artist study)	Sculpture	Taste Ed <u>coallage</u>	Moving Pictures DT

Phonics

What is Phonics?

Phonics is a way of teaching children to read quickly and skillfully.

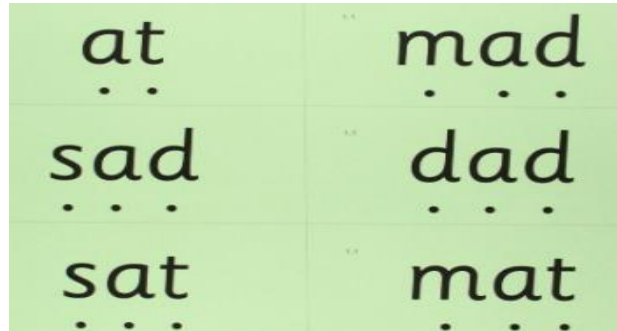
They are taught how to:

- ✧ Recognise the sounds that each individual letter makes
- ✧ Identify the sounds that different combinations of letters make (e.g. /sh/)
- ✧ Blend these sounds together from left to right to make a word
- ✧ At St Aidan's, we use the Read Write Inc programme

Phonics

Set 1 sounds

These sounds are introduced in Nursery and taught daily in Reception. The children will begin to learn to blend and segment to help them with reading and spelling. This will begin with simple words e.g. at, on, am, mat, sit, pot.



Speed Sounds Set 1

m	a	s	d	t
i	n	p	g	o
c	k	u	b	f
e	l	h	sh	r
j	v	y	w	th
z	ch	qu	x	ng nk

Phonics

Set 2 sounds






green
_ . _ .

been
_ . _ .

seen
_ . _ .


















play

play
_ . _ .



Phonics

These sounds are taught in Year 1 and Year 2. The children will blend and segment words with set 3 sounds. Reading teachers will introduce green words with each set 3 sound in class and send them home for children to continue practising.

ea  cup of tea	oi  spoil the boy			
ā-e  make a cake	i-e  nice smile	ō-e  phone home	ū-e  huge brute	aw  yawn at dawn
are  care and share	ur  nurse with a purse	er  a better letter	ow  brown cow	ai  snail in the rain
oa  goat in a boat	ew  chew the stew	ire  fire, fire!	ear  hear with your ear	ure  sure it's pure

home

hope

rose



Phonics Screening Check

What is the Phonics Screening?

- This will take place in the Summer Term
- Children will read a range of real and nonsense words
- They will have opportunities throughout the year to become familiar with the screening and its layout
- We will support throughout the year, teaching sounds they need to know, reading real and nonsense words.

Phonics

How can I help my child at home?



Your child should read to you their phonics book every day. Encourage them to use their sounds (Fred Talk) to read unfamiliar words.

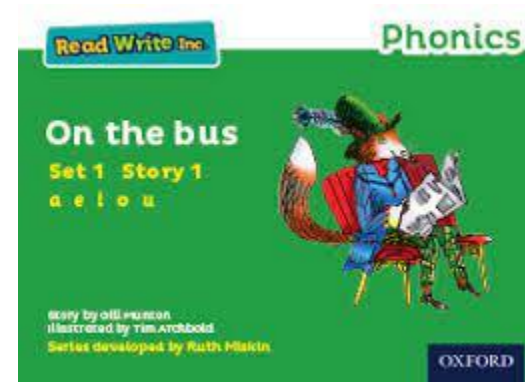
Ensure you avoid saying the chwa..



Revise green words with the focus sound.



Ensure that you pronounce 'pure' sounds when you practise the sounds with your child at home. We have videos and links on our school website.



School Website: <https://staidansprimaryschool.org.uk/>

X formerly twitter; @StAidansSchN4



HOME ABOUT NEWS CURRICULUM GOVERNORS PARENTS CONTACT  



Welcome

St Aidan's Voluntary Controlled Primary is an outstanding, one-form entry Church of England school in north London, serving the local community.